

NUFLO™

MC-III™ WP Flow Analyzer

The NuFlo MC-III WP Flow Analyzer offers state-of-the-art liquid and gas measurement with data logging and Modbus communications in an easy-to-use weatherproof totalizer. With the capacity to record up to 384 daily flow logs, 768 hourly logs, and 345 event logs, the MC-III WP is a powerful addition to any flow measurement operation.

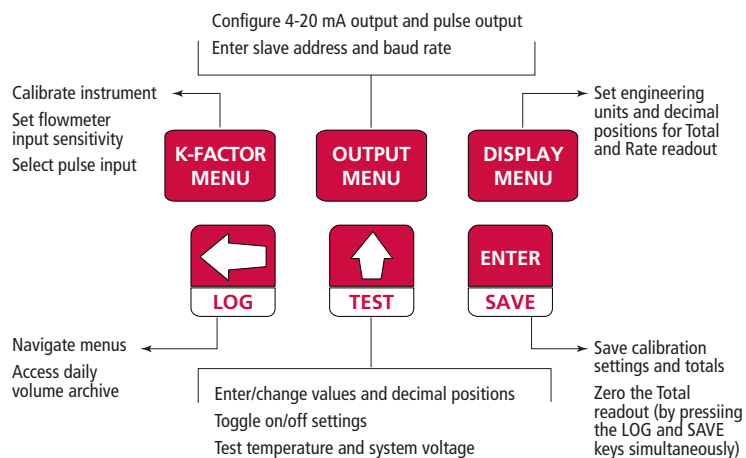
Features

The MC-III WP offers:

- RS-485 Modbus communications
- Extensive log archival capacity
- High-speed downloads (less than a minute, based on 115K baud)
- Easy-to-read LCD displays
- 12-point linearization
- Simultaneous indication of rate and total
- Loop-powered analog output
- Nonvolatile memory
- Password-protected security options


Keypad Configuration

The MC-III WP is easily configured with the six-button keypad on the front of the instrument. Built-in shortcuts to common functions (see figure at right) reduce the user's time spent on-site.



Inputs / Outputs

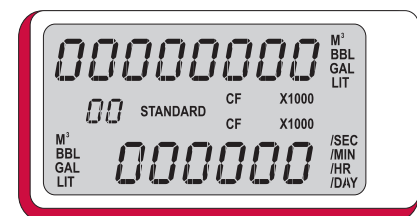
The MC-III WP Flow Analyzer connects to a turbine meter or a pre-amplifier. Users can select a 4-20 mA output, a pulse output, or an amplified flowmeter frequency output that allows remote equipment to calculate flow rates and volume.



Modbus communication, logging and accurate flow measurement – all in one compact weather-proof device

Calibration

Calibrating the MC-III WP for liquid measurement is as easy as entering the calibration factor of the flowmeter and selecting the desired units of measurement. The instrument automatically calculates its own divisor.



When the instrument is paired with a gas flowmeter, the user enters the calibration factor of the meter, pressure and temperature parameters, and FPV via the MC-III interface software.

The wide variety of unit options for total and rate gives users the freedom to customize the display, inputs, and outputs for specific needs.

Display

- 8-digit display of Total
- 6-digit display of Rate (11-segment characters for easy-to-read prompts)
- Character height - 0.300 in.
- Adjustable contrast and update period
- User-selectable units of measurement:
 - Total: bbl, gal, liters, cubic meters, cubic feet, standard cubic feet, user-defined units (and all units x 1000)
 - Rate: Any of the above Total engineering units per day, hour, minute, or second

Power Supply Options

- 3.6 VDC lithium battery pack – 2-year typical life (main or backup power supply)
- Alkaline battery pack option (main or backup power supply)
- External power supply (6 to 30 VDC) with internal battery backup
- Loop-powered (4-20 mA output) with internal battery backup

Temperature Range

- Lithium battery: -40°F to +158°F (-40°C to +70°C)
- Alkaline battery pack: 20°F to 140°F (-7°C to 60°C)
- LCD contrast is reduced below -20°C

Inputs

Turbine Meter Input

- Configurable sensitivity adjustment
- Frequency range: 0 to 3500 Hz

Remote Reset Input

- Optically isolated
- Supply range: 3.0 to 30 VDC

Pulse Input

- Optically isolated
- Supply range: 3.0 to 30 VDC

Outputs

Analog Output

- 4-20 mA, loop-powered (two-wire)
- 16-bit resolution
- Accuracy: 0.1% of FS @ 25°C, 50 PPM/°C temperature drift
- Loop power: 8.0 to 30 VDC
- Zero and full-scale engineering values configurable from front panel

RS-485 Communications

- Baud rates: 300, 600, 1200, 2400, 4800, 9600, 19200, 38400, 57600 and up to 115.2K

Volumetric Pulse Output

- Solid-state relay
- Output rating: 60 mA max @ 50 VDC
- Configurable pulse duration and scale factor

Amp and Square Output

- Open-drain transistor output of turbine meter input signal
- Output rating: 50 mA @ 30 VDC (Analog output and amp and square outputs cannot be used simultaneously)

Certification

The MC-III WP is available with either of two certification levels. Please specify at the time of order.

- Hazardous area certification
 - CSA approved for US and Canada
 - Class I, Div. 2, Groups A,B,C,D
 - Type 4 enclosure
 - Type 5 temperature class
- Ordinary locations (nonhazardous area) certification
 - CSA approved for US and Canada
 - Type 4 enclosure



Flow Archive

- 384 daily logs
- 768 hourly logs
- 345 event logs
 - K-factor changes
 - Input setting changes

Communications/Archive Retrieval

- RTU mode Modbus
- Enron Modbus
- 16-bit slave address supported
- Data printouts in tabular or chart formats
- Data export to spreadsheet (.xls and .csv formats)

MC-III Interface Software

- Provided at no additional charge
- Complete configuration to include multi-point and gas calibration
- Real-time data
- Downloads
 - Reports
 - Charts
 - Exports to .xls and .csv formats
- "Wizard" offers step-by-step calibration procedure
- Windows® 2000 or XP required

MEASUREMENT SYSTEMS

HOUSTON HEAD OFFICE | 281.582.9500

NORTH AMERICA | 1.800.654.3760
ms-us@c-a-m.com

ASIA PACIFIC | +603.5569.0501
ms-kl@c-a-m.com

EUROPE, MIDDLE EAST & AFRICA | +44.1243.826741
ms-uk@c-a-m.com

USA • CANADA • UK • CHINA • UAE • ALGERIA • MALAYSIA • INDIA • KENYA

www.c-a-m.com/flow